







## cupcake **SAIL** pattern



1. PRINT TEMPLATE ON TEXTURED PAPER FOR FABRIC LOOK.
2. CUT OUT EACH SAIL.
3. USING THE LONGEST SIDE OF THE TRIANGLE (NOT THE ANGLE), CUT AN "X" AT THE TOP AND BOTTOM.
4. INSERT WOODEN DOWEL THROUGH "X'S".
5. USING COLORFUL TAPE, ADD A FLAG TO THE TOP OF THE SAIL. TRIM FOR DESIRED SHAPE
6. PLACE IN CUPCAKE!